

PIONEER RollRight 300 Doors

Pioneer 300RR Doors Are High Performance Vinyl and Mesh Roll-Up Doors . Great for Loading Docks, Food Packaging and Processing Facilities, Process Areas, Waste Areas and More!



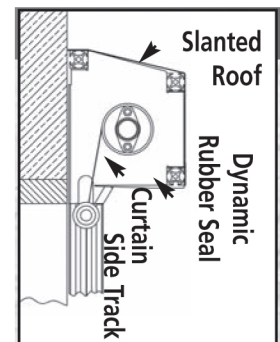
*Pictured with optional motor weather cover

- ❖ Opening Speeds up to 36" Per Second
- ❖ 45 mph Wind Load Rated*
- ❖ Available in Both Manual & Motorized Operations
- ❖ Fiberglass Windbars (Won't Bend or Break)
- ❖ Exchangeable Panels Available in Mesh, Clear & Solid Vinyl for Multi-Seasonal Use
- ❖ Meets NFPA-701 & CSFM Standards for Flame Retardancy
- ❖ Fabric Resistant to Tearing, Ultraviolet Rays, Rot, and Mildew

*Wind Load Tested on a 10' x 12' Solid Vinyl Door

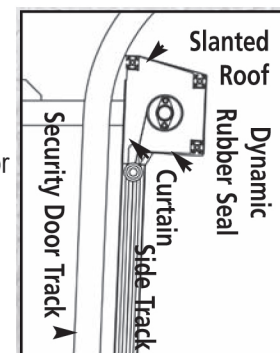
Mounting Options

Mounts to Outside to the Face of the Building



Face Mount

Mount Inside the Building Beyond the Existing Security Door



Projection Mount



866.753.2655
www.pioneerindustrialdoor.com


Standard & Safety Features on RR II Doors

- ❖ Auto Reset
- ❖ Door Automatically Reverses if Beam Photo Eye is Broken
- ❖ Custom Extruded Aluminum Side Beams
- ❖ Extruded PVC Side Seals Ensures a Tight Seal Along Vertical Edges
- ❖ Welded Seams for Strength & Durability
- ❖ Slanted Upper Box Allows for Water Run Off


18 oz. Vinyl Roll Door Colors



Mesh Door Colors



Operation Options



Manual Chain Hoist
Manual Open and Close with a Chain Hoist Mechanism



High Speed Motor - 36" per second opening speed, 120 Cycles per Hour, Chain Hoist Override in Case of Power Failure.

